

# CEL-FI<sup>™</sup> QUATRA 1000

## 3G / 4G / LTE

In-building Cellular Solution

DATA SHEET

MODEL NUMBERS:  
Q34-Series NU  
Q34-Series CU

Cel-Fi QUATRA 1000 is a scalable in-building cellular solution that is both cost-efficient and easy-to-deploy, delivering high-quality signal in venues up to 500,000 square feet (50,000 square meters). It is a hybrid solution that combines the power of active DAS and Smart Booster technologies. It operates in off-air mode or can be integrated with the carrier's small cell equipment and operated as a distributed small cell, creating a Supercell.



## Benefits:

- **Lowest costs per ft<sup>2</sup>**
- **Scalable Coverage and Capacity**
- **Signal source can be off-air or small cell**
- **Remote Monitoring and Management via Cel-Fi WAVE Portal**
- **No retransmission agreement required**

### Model Numbers & Supported Bands

Model Number (base)	Bands Supported	MIMO Support	Crossover Support
Q34-2/5/12/66	2, 4, 5, 12	4, 12	2, 5
Q34-2/5/13/66	2, 4, 5, 13	4, 13	2, 5
Q34-1/3/8/20	1, 3, 8, 20	3, 20	1, 8
Q34-1/3/7/8	1, 3, 7, 8	3, 7	1, 8
Q34-1/7/8/20	1, 7, 8, 20	7, 20	1, 8
Q34-3/5/7/28	3, 5, 7, 28	7, 28	3, 5
Q34-2/5/12/66	2, 5, 12, 66	12, 66	2, 5

\*Crossover Support allows 3G and LTE to exist simultaneously in these bands

### System Features

#### Enterprise-class, carrier-grade, hybrid active DAS

MIMO RF inputs for (a) small cell donor or (b) external off-air donor antenna

Network Unit (NU) (Head End) attaches to Coverage Unit (CU) (Remote Unit) via Cat 5e cable

A single NU and up to four (4) CUs may be attached (hub and spoke architecture) in a Cel-Fi QUATRA system

Multiple Cel-Fi QUATRA systems may be deployed to scale with building size

Up to 100m (Cat5e) or 150m (23AWG CAT6/7) CU cable length

Cel-Fi QUATRA Range Extender (QRE) (optional) may be used to increase NU-to-CU distance to 300m (984 ft)

Remote Management through Nextivity's Cel-Fi WAVE cloud platform

Easiest installation in its class

Glanceable LED User Interface (UI)

Mounting hardware included

### Wireless Features

#### Supports up to four (4) bands simultaneously from a single operator

3G/4G/LTE support (WCDMA / HSPA+ / LTE)

Supports FDD

MIMO (in two bands, see table below for specifics per model)

Up to 100 dB system gain per band (in Off-Air mode)

Peaceful coexistence with adjacent Wi-Fi (2.4 GHz & 5 GHz), femtocells, and cellular devices

Advanced digital echo-cancellation (>30 dB) and channel select filtering algorithms

Active management of the cellular link between the Base Station and user devices

Automatic Gain Control (AGC) based on fast real-time echo-cancellation

Linear RF front end

Adaptive signal equalization

Uses Nextivity's 3rd-generation "ARES" chipset

### Mobile Network and Network Protection Features

Global band combinations available for Americas, Europe, Asia, Oceania, and Africa

Systems pre-configured for a single carrier (network operator)

Seamless integration, handover, and handoff with the macro network

Supports multiple channel bandwidths of 3.84/5/10/15/20 MHz per channel  
 Works with any user equipment (UE) for the configured network (no whitelist/blacklist)  
 Up to 75 MHz relay bandwidth  
 Support for 3GPP Release 10 features  
 Provider-specific system: Cel-Fi QUATRA distributes and boosts service only for the Operator PLMNIDs for which the device is authorized and configured  
 Secure and ciphered provisioning  
 System intelligence accurately establishes proper safe uplink power in real time  
 Uplink Muting Mode automatically shuts down uplink cellular transmissions when no active user equipment is detected  
 System shuts down upon Operator's network command or failure detection

## Benefits

Easiest to deploy Active DAS Hybrid  
 Distribute and boost cellular coverage indoors, eliminates dead zones  
 3G and 4G support, Voice and Data, network safe  
 Coverage footprint provided via Power over Ethernet (PoE); no requirement for additional power source at CU (RU)  
 System can accept various Donor signal inputs: Small Cell; OTA (off-air) via external antenna

## Wireless Benefits


Clear and reliable cellular connections within coverage area  
 Highest gain (100 dB) provides best coverage footprint  
 Advanced Echo-Cancellation allows Cel-Fi QUATRA to transmit more power without interference or feedback  
 Subscriber devices require less transmit power for improved battery life  
 Linearity eliminates IMD desense issues  
 Dynamic gain control ensures maximum gain—best coverage—at all times in ever changing RF environments, without user intervention  
 Nextivity purpose-built, high-performance, six core ASIC processor, provides best performance at lowest cost

## Mobile Network Benefits

Flexibly deploy in LTE, VoLTE, LTE-Advanced, and WCDMA networks, with multiple cellular bands, simultaneously  
 Automatically adjusts channel bandwidths from 3.84 MHz to 20 MHz  
 Sufficient relay bandwidth (75 MHz) to support SISO and MIMO in multiple bands  
 Off-load the macro network in Supercell mode, or use to improve macro capacity and building propagation/penetration  
 UE control is transparent and remains centralized in the network core (no gateways or third-party software)

## Small Cell Interface Kit (SCIF)

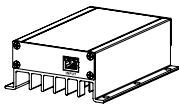
#Q34-SCI



The Cel-Fi QUATRA SCIF is designed to simplify connecting a Small Cell to up to two Cel-Fi QUATRA Network Units.  
 The SCIF may be ordered separately (a second NU requires purchase of two additional connection cables)  
 Connects a small cell to up to four Cel-Fi QUATRAs (additional cables or splitters may apply)  
 Provides port isolation and attenuation  
 Supports small cells with up to one or two band dependent RF feeds per MIMO channel  
 SMA connectors (50 ohm)  
 Includes Input and Output cables  
 699–2690 MHz  
 1 watt max input power on all ports

## QUATRA Range Extender (QRE)


#Q34-E1000



The Cel-Fi QUATRA Range Extender is a Power over Ethernet (PoE) device that allows Cel-Fi QUATRA Network Unit (NU) to Coverage Unit (CU) interconnect cable lengths up to 650 ft (200 m).  
 Plug and Play installation.  
 Power over Ethernet (PoE)  
 Extends NU to CU cable to 200 meters  
 Supports Cel-Fi QUATRA proprietary protocols  
 Note: Will not support other (non Cel-Fi QUATRA) PoE device

## Wideband MIMO Panel Antenna

#A52-X12-100

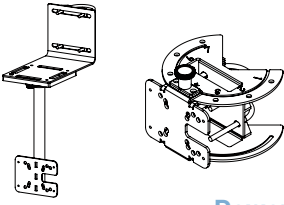


The Wideband MIMO Panel Antenna may be used as an Off-Air (OTA) donor source  
 MIMO Directional Panel Antenna  
 Integrated antenna cables (200 cm)  
 Mounting hardware included

## Cel-Fi Mounts

Indoor: #F66-100-000

Pole: #F26-100-000



Indoor/outdoor mounts designed to secure a donor signal antenna for Cel-Fi QUATRA and work with the Cel-Fi WAVE Antenna Positioning Application

A rugged outdoor pole mount, designed for mounting antenna externally to a pole, and supporting the Antenna Positioning Application

## Power

(Network Unit only)

54 VDC @ 2.22 Amp via external supply (51.3 to 56.7 VDC tolerance)

External supply: 100 to 240 VAC, 47–63 Hz

Power consumption less than 120W max

Network Unit provides power to Coverage Units over Cat 5e (PoE)

## Environmental

Operating temperature: 0° to 40°C

Storage temperature: -25° to 60°C

Convection Cooling

Relative humidity: 0% to 95%, noncondensing

RoHS II 2011/65/EU

IP20

## Installation

Mounting hardware included

NU may be wall mounted

CUs may be wall or ceiling mounted

One (1) NU supports up to four (4) CUs

iBwave VEX files and template available

## Radio Performance

(check product version for specific band support)

Band	Downlink	Uplink	Boost
1	2110–2170 MHz	1920–1980 MHz	Up to 20 MHz contiguous boost BW, HSPA or LTE SISO
2	1930–1990 MHz	1850–1910 MHz	Up to 20 MHz contiguous boost BW, HSPA or LTE SISO
3	1805–1880 MHz	1710–1785 MHz	Up to 20 MHz contiguous boost BW, HSPA or LTE MIMO
4	2110–2155 MHz	1710–1755 MHz	Up to 20 MHz contiguous boost BW, HSPA or LTE MIMO
5	869–894 MHz	824–849 MHz	Up to 15 MHz contiguous boost BW, HSPA or LTE SISO
7	2620–2690 MHz	2500–2570 MHz	Up to 20 MHz contiguous boost BW, LTE MIMO
8	925–960 MHz	880–915 MHz	Up to 15 MHz contiguous boost BW, LTE SISO
12	729–746 MHz	699–716 MHz	Up to 10 MHz contiguous boost BW, LTE MIMO
13	746–756 MHz	777–787 MHz	Up to 10 MHz contiguous boost BW, LTE MIMO
20	791–821 MHz	832–862 MHz	Up to 20 MHz contiguous boost BW, LTE MIMO
28	758–788 MHz	703–733 MHz	Up to 20 MHz contiguous boost BW, LTE MIMO
66	2110–2200 MHz	1710–1780 MHz	Up to 20 MHz contiguous boost BW, LTE MIMO

Total boost all-channel bandwidth 75 MHz (2x2 MIMO uses double bandwidth per channel)

DL Maximum NU in-band donor level -40 dBm

DL Maximum NU survival donor level 30 dBm

UL Maximum CU donor level -20 dBm

Maximum UL power 22 dBm bands 1, 2, 3, 4, 7

Maximum UL power 20 dBm bands 5, 8, 12, 13, 20, 28

Maximum DL power 10 dBm per 5 MHz bands 1, 2, 3, 4, 7

Maximum DL power 10 dBm per 5 MHz bands 5, 8, 12, 13, 20, 28

LTE 5/10/15/20 MHz and WCDMA 3.84/5MHz bandwidths

Specific power settings may be influenced and/or modified for regulatory compliance. Check specific model for power values.

## Physical Specifications

Network Unit	Coverage Unit
250×188×55 mm	188×188×50 mm
1.2 kg (40.8 oz.)	0.83 kg (29.2 oz.)

## Connections

4x CU RJ45 Proprietary Gigabit link

100 m max CU cable length Cat5e, or 150 m with 23AWG CAT6/7

Up to 300m max CU cable length with Cel-Fi QUATRA Renge Extender and 23AWG CAT6/7

PoE IEEE 802.3at

RJ45 LAN management port (10/100 Fast Ethernet)

RJ45 LAN management output port (10/100 Fast Ethernet)

2x MIMO External RF Input (QMA-Female 50 ohm)

## Compliance

(check individual product version for specific regional compliance)

3GPP TS 25.143 Rel.10  
3GPP TS 36.143 Rel.10  
CE  
FCC Part 15, 20, 22, 24, 27  
ISED Canada  
UL 62368-1/CSA C27.2  
Bluetooth BQB  
RCM

Note: Certifications are regional; not all products need or have the same certifications. Please check with Sales or Support, the specific model number to determine exactly which certifications it has, or are best for your region.

## Patents & Design

Cel-Fi QUATRA products are covered by multiple Nextivity, Inc., patents and pending patents.  
Designed by Nextivity, Inc. in San Diego, California, USA.  
Specifications subject to change without notice.

## System Management

(Software)

Cel-Fi WAVE cloud portal

Cel-Fi WAVE Remote Management:

- Status (list and map)
- Commissioning
- Diagnostics
- Software Updates
- Settings
- Reporting
- Alarms & Notifications



Cel-Fi QUATRA 2000  
Datasheet



Cel-Fi QUATRA  
Accessories



Cel-Fi QUATRA  
BOM Estimator



Cel-Fi QUATRA  
Install Checklist



Cel-Fi  
SOLO

Copyright © 2020 by Nextivity, Inc, U.S. All rights reserved. The Nextivity and Cel-Fi logos are registered trademarks of Nextivity Inc. All other trademarks or registered trademarks listed belong to their respective owners. Designed by Nextivity in California. data\_quatra1000\_eng\_20-0831